


Mystery Quilt 2020 – Block 1

Welcome to the first block of our Mystery Quilt!
I'm so glad you took the time to quilt with me!



Since we are just starting, I think it would be nice to have a little “face to face” about fabrics.



First of all, if you are using our Super Bloom Bundles, you are **Ready - Set - Go!**




This Super Bloom collection is so beautiful, and in the image above you can see a few swatches outlining the colorway we will be using for the Mystery Quilt.


These little pieces can be the inspiration to pick fabric from your stash.
We are going to use lights, pinks, light blues, and dark blues.



When I choose fabrics, I follow the rule of 5; big print, medium print, small print, stripe, and polka-dot. As you can see, I love to mix everything together! From traditional to modern, solids to reproduction, there is room for everything in this quilt.



You also could consider starting with a "Super Bloom" Fat Eighth bundle and adding to it from your stash to accommodate fabric needed for the whole quilt. It will let you use up some of your fabrics and make your own color choices.



OK - Let's get started!

Put a fresh blade in your rotary, grab your favorite ruler (mine is 4.5" x 12.5"), and don't forget a healthy snack!



For block 1, you will need:

(choose the fabrics shown above from your Super Bloom bundle)

- 10" pink square
- 12" x 20" light rectangle
- 10" pink square



We will be making 4 blocks. The cutting directions are listed below:

- 8 - 2" x 2" pink squares
- 8 - 2" x 2" pink squares
- 16 - 2" x 2" light squares
- 8 - 3-1/2" light squares



Join two 2" pink squares and two 2" light squares to make 1 four-patch.



Make sure to open the seam in the back, then press.




Select the second set of pink and light squares and create a second four-patch.



Arrange and sew two four-patches and two light 3-1/2" squares in two rows.




Join the rows, press, and repeat to make a total of 4 Block 1s.



Our first blocks will be positioned as the four-corners of our Mystery quilt!

Note position of pink fabrics at corners.



I wish we could have tea together to celebrate!
I had such a wonderful time quilting with you and I can't wait to see you tomorrow!

Please remember to share photos to Instagram and Facebook!
Tag @laundrybasketquilts and #mysteryquilt100.

Happy quilting!
Edyta Sitar